

ЯR



TABLE OF CONTENTS

- 04 Radius
- 06 Red Rock x Hechizo
- 08 Red Rock x Urban Archaeology
- 10 Circa
- 12 Linea
- 14 Verge
- 16 Sucra
- 20 Prism
- 21 Venue
- 22 Mod Mosaics
- 25 Prelude
- 26 Moldings
- 28 Handmade Field
- 30 MachinePressedField
- 31 Outlet Covers
- 32 Handmade Tile Glazes
- 34 Thin Brick + Glazes
- 37 Frequently Asked Questions



THE RED ROCK DIFFERENCE

We all deserve to be surrounded by love and inspiration. When you choose Red Rock, you are choosing tile that is made with purpose by hands that care. We are not laborers. We are a collection of artists that create an enduring product that reflects our artistry and skilled craftsmanship. We are proud to be a part of a thriving creative community and hope to help you build a space that reflects this vision.

Love your surroundings and come home to Red Rock!


Lindsay Sheets

A handwritten signature in black ink, appearing to read 'Lindsay Sheets'.





HANDMADE IN THE USA.
RED ROCK TILEWORKS.



UNDULATE



UH3090
Hourglass
(6.3 pc/sq ft)
3" x 9"



UR2090
Ripple(10 pc/sq ft)
2" x 9"



US3010
Scallop Border
3" x 10"




UWB3090
Wavy Border
(5 pc/sq ft)
3.3" x 9"






PROUDLY MADE
IN THE USA



R4C Cross & Dot + F4040 Field
Field: (9pc/sq ft)
4" x 4" + 4" x 4"
(9 - 4"x4" Cross + 36 - 1"x1" Dot)



RE3090 + REI2
Eclipse: (5.3pc/sq ft) • 3" x 9"
Eclipse Insert: 2" x 2"



RE3090 + REIH2
Eclipse: (5.3pc/sq ft) • 3" x 9"
Eclipse Half Insert: 2" x 2"



MOSE
Subway Echo Mosaic
12" x 12"
(7: 3"x6" Field + 4: RHE3)



MOFDE
Full Moon Double Echo Mosaic
12" x 12"
(8: RFM + 8: 3"x6" Double Echo)



MORH
Half Moon Mosaic
12" x 12"
(32: RHM + 32: REIH2)



MORHE
Half Moon Echo Mosaic
12" x 12"
(32: RHE3)



RCL3060
Clip Left
(8pc/sq ft)
3" x 6"



RCR3060
Clip Right
(8pc/sq ft)
3" x 6"



MOCS
Clip Square Mosaic
12" x 12"
(4: RCL3060 + 4: RCR3060 + 2: REI2)



MOCFM
Full Moon Clip Mosaic
12" x 12"
(3: RCL3060 + 3: RCR3060 + 6: REIH2 + 10: RC11 + 4: RFM)



RE3090
Eclipse
(5.3pc/sq ft)
3" x 9"




RHE3 (Sold as Set)
Half Moon Echo
3" x 3"
(1 - 1.5"x3" Half Moon + 1 - 1.5"x3" Echo)



RHDE3060 (Sold as Set)
Half Moon Double Echo
3" x 6"
(2 - 1.5"x3" Half Moon + 1 - 3"x6" Double Echo)



RFE3060 (Sold as Set)
Full Moon Echo
3" x 6"
(1: RFM + 2: 1.5"x3" Echo)



RC11
Clip Insert
1" x 1"



REIH2
Eclipse Half Insert
1" x 2"



REI2
Eclipse Insert
2" x 2"



RFM
Full Moon
3" x 3"



RHM
Half Moon
1.5" x 3"

Radius



RED ROCK X HECHIZO

Drawn from a shared love of handcrafted materials and process, the Red Rock x Hechizo collection draws inspiration from global traditions of adornment, pottery and costume.



hechizo tile jewelry: white

H03 - set of 5



H03-S
White Spotted
1" x 3"



H03-E
White Earth
1" x 3"



H03-W
White Water
1" x 3"



H03-F
White Fire
1" x 3"



H03-A
White Air
1" x 3"



H02
Hechizo Hook White
2" x 3"



H05
Hechizo Spotted Liner
1" x 6"



H06
Hechizo Herringbone Liner
1" x 6"

hechizo tile jewelry: terra cotta

H04 - SET OF 5



H04-H
Terra Cotta Hatched
1" x 3"



H04-E
Terra Cotta Earth
1" x 3"



H04-W
Terra Cotta Water
1" x 3"



H04-F
Terra Cotta Fire
1" x 3"



H04-A
Terra Cotta Air
1" x 3"



H01
Hechizo Hook Terra Cotta
3" x 3"

LINEA

Express yourself with an array of linear pattern combinations for a mid-century modern, yet distinctively updated vibe.



FLL4
Linea, Left
4" x 4"



FLC4
Linea, Cross
4" x 4"



FLR4
Linea, Right
4" x 4"



FLS4
Linea, Straight
4" x 4"

CIRCA

Explore countless combinations with Circa, where simple shapes create complex patterns.



F4CPL
Circa, Pie Left
4" x 4"



F4CP
Circa, Pie
4" x 4"



F4CPR
Circa, Pie Right
4" x 4"



F4CW
Circa, Wink
4" x 4"



F4CM
Meta
4" x 4"



F4C3
Circa, Three
4" x 4"

URBAN ARCHAEOLOGY

In collaboration with Judith Stockman of Urban Archaeology, we present four patterned field tiles that create wall paper like texture in modern, yet classic, motifs. Pair with her Plaza moldings that replicate historic profiles from New York's rich tile history.




A19
XO
4pc / sq ft
6" x 6"



A22
Origami
4pc / sq ft
6" x 6"



A20
Thistle
4pc / sq ft
6" x 6"



A21
Eclipse
4pc / sq ft
6" x 6"





SUCRA

Much like when baking something sweet to eat,
all you need are a few quality ingredients to dazzle.



FS2080
Silla
9pc / sq ft
2" x 8"



FSBP6
Bardot Plain
15pc / sq ft
3.5" x 5.5"



FSB6
Bardot
12pc / sq ft
3.5" x 6"



FSB3030
Beignet
16pc / sq ft
3" x 3"



FSC6
Coco
5pc / sq ft
6" x 6"



FSV8
Voltaire
5.5pc / sq ft
6" x 8.5"



FSE3060
Eclair
8pc / sq ft
3" x 6"



FSG3060
Ganache
8pc / sq ft
3" x 6"



FSP3060
Praline
8pc / sq ft
3" x 6"



VERGE : FLOOR+WALL

Certified porcelain, Verge is suitable for indoor and outdoor use
on floors, walls, and anywhere else your imagination takes you!




FH8TA
Hex - Taro
8" x 8"

Quick Ship Item!



FH8TU
Hex - Tullie
8" x 8"

Quick Ship Item!



FH8TE
Hex - Tess
8" x 8"

Quick Ship Item!




FH8C
Hex - Coastal
8" x 8"

Quick Ship Item!

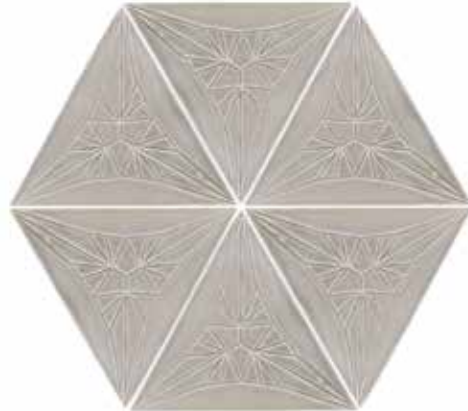


PRISM

Inspired by the facets of precious gems,
these geometry-based shapes shine in any space!



P1
Trilliant
7 pc / sq ft
6" x 6"



P3
Spectral
7 pc / sq ft
6" x 6"



P4
Tri
7 pc / sq ft
6" x 6"

VENUE

Modernist style, luxurious lines, curving forms and detailed craftsmanship
define our Art Deco inspired Venue Collection.



V1
Avalon
2 Part Pattern, 4pc/sq ft
4" x 9"



V2
Delano
2 Part Pattern, 4pc/sq ft
4" x 9"



V3
Harlow
2 Part Pattern, 4pc/sq ft
4" x 9"



V4
Palladium
4pc/sq ft
4" x 9"



MOD MOSAICS

Retro interlocking shapes create bold patterns in our Mod Mosaics collection.
Pick one of our color combinations or design your own!



M02
Mosaic: 2 x 2
12" x 12"



M013HB
Mosaic: 1 x 3 Herringbone
12" x 12"
Shown in: #S65 Satin Rust



M013RB
Mosaic: 1 x 3 Running Bond
12" x 12"
Shown in: #S74 Satin Blush



M0P1
Mosaic: Pira
12" x 12"
Shown in: #T01 & #T29



M013SB
Mosaic: 1 x 3 Stack Bond
12" x 12"
Shown in: #S20 Satin Camo



M016RB
Mosaic: 1 x 6 Running Bond
12" x 12"
Shown in: #T20 Emerald



M01
Mosaic: 1 x 1
12" x 12"



M0NA
Mosaic: Native
12" x 12"
Shown in: #T63 & #T39



M0CC
Mosaic: Concave
12" x 12"
Shown in: #T01 Bright White



M0CV
Mosaic: Convex
12" x 12"
Shown in: #T37 Cobalt



M0PO
Mosaic: Polka
12" x 12"
Shown in: #M05 Lapis Blend



M0RC
Mosaic: Retro Cube
12" x 12"



PRELUDE

Thoughtful, classic beauty built into each and every handmade tile design.
Choose from a variety of accents and liners to liven up any tile installation!



A8
Bulls Eye
6" x 6"



A5
Continuum Accent
6" x 6"



A6
Barinya
6" x 6"



A7
Arabic
6" x 6"



A3
Serra Accent
3" x 3"



L104
Mini Barrel
.75" x 6"



L123
Buster Liner
.75" x 6"



L124
Errol Liner
.75" x 6"

70 Colors TO Choose FROM...ENDLESS Possibilities!



MOLDINGS

Moldings make the perfect finishing touch.
Arches, Up & Down Corners, In & Out Angles are available in most molding profiles.



ARC12
Ara Arch 12"
(Inside Diameter)
Set of 4



ARC18
Ara Arch 18"
(Inside Diameter)
Set of 5



ARC24
Ara Arch 24"
(Inside Diameter)
Set of 6



ARC30
Ara Arch 30"
(Inside Diameter)
Set of 9



ARC36
Ara Arch 36"
(Inside Diameter)
Set of 10



M214
Humphrey Molding
1.5" x 6"



M207
Richard Molding
1.5" x 6"



M02
York Chair Rail
1.5" x 6"



M209
Nicholas Molding
1.5" x 6"



M218
Davis Molding
2" x 6"



M200
Ara Molding
2.5" x 6"



M210
Leonard Molding
2.5" x 6"



M212
Barnard Molding
2.5" x 6"



M202
Mathew Molding
3" x 6"



M06
Hudson Cornice
2.75" x 6"



M211
Lawrence Molding
3" x 6"



M03
Plaza Cap
3" x 6"



M04
Plaza Base Molding
5" x 6"



M213
Randolph Base Molding
5" x 6"



M219
Gregory Base Molding
5" x 6"



M206
Thomas Mini Pencil
1.5" x 6"
Both 6" Edges Glazed



M221
Dean Jr.
1.5" x 6"
Both 6" Edges Glazed



M220
Dean
1" x 6"
Both 6" Edges Glazed



QTRRND
Winston Quarter Round
1" x 6"

WE MAKE
CUSTOM
ARCHES



MACHINE PRESSED FIELD

Short on time and budget? Choose our Quick Ship machine pressed field for a hand glazed look on a perfectly shaped field. Glazed edges also available!



MEA14
Machine Pressed Field
(8 pc/sq ft)
3" x 6"
Quick Ship Item!



MEA10
Machine Pressed Field
(8 pc/sq ft)
4.25" x 4.25"
Quick Ship Item!



MEA1
Machine Pressed Field
(4 pc/sq ft)
6" x 6"
Quick Ship Item!



MED
M. P. Framed Diamond
(48 pc/sq ft)
1.75" x 3.4"
Quick Ship Item!



MEA128
Machine Pressed Field
(9 pc/sq ft)
2" x 8"
Quick Ship Item!

CLEAN LINES
Not sure how to trim out your tile design? While bullnose and other trim detail are always an option, **glazed edges** offer a clean, streamlined edge without the bulk.

Colors may vary on machine pressed field compared to other handcrafted products. Please note shades of color are seen differently on computer monitors and in print. All that said, we always recommend ordering samples to make sure you like what you see!

GLAZED EDGES
AVAILABLE

QUICK
SHIP!

BUDGET FRIENDLY
& BEST SELLERS

OUTLET COVERS

Choose our machine pressed outlet covers for a precise and polished finish.


QUICK
SHIP!



OUTLETT1
Traditional Single
3.5" x 5"
Quick Ship Item!



OUTLETT2
Traditional Double
5" x 5"
Quick Ship Item!



OUTLETT3
Traditional Triple
5" x 7"
Quick Ship Item!



OUTLET2
2 Plug
3.5" x 5"
Quick Ship Item!



OUTLETT2T1
2 Plug & Traditional. Single
5" x 5"
Quick Ship Item!



OUTLETR1
Rocker/GFI Single
3.5" x 5"
Quick Ship Item!



OUTLETR2
Rocker/GFI Double
5" x 5"
Quick Ship Item!



OUTLETR1T1
Rocker/GFI Single & Traditional. Switch
5" x 5"
Quick Ship Item!





HANDMADE FIELD

Glazed edges can be ordered on all of our tile for an additional charge. Single Bullnose and Double Bullnose are also available in most field tile shapes.



F0560
Flat
.5" x 6"

F1010
Dot
(144 pc/sq ft)
1" x 1"
Mesh Mount Available

F1030
Flat
(48 pc/sq ft)
1" x 3"
Mesh Mount Available

F1060
Field
(24 pc/sq ft)
1" x 6"
Mesh Mount Available



FF6060
Fluted
(4 pc/sq ft)
6" x 6"



F2020
Dot
(36 pc/sq ft)
2" x 2"
Mesh Mount Available

F2040
Field
(18 pc/sq ft)
2" x 4"

F2060
Field
(12 pc/sq ft)
2" x 6"

F2080
Field
(9 pc/sq ft)
2" x 8"

FH4
Hollingsworth H
(12 pc/sq ft)
4" x 4"



F3030
Field
(16 pc/sq ft)
3" x 3"

F3060
Field
(8 pc/sq ft)
3" x 6"

F3090
Field
(5.3 pc/sq ft)
3" x 9"

F6060
Field
(4 pc/sq ft)
6" x 6"

FPIN6060
Pinstripe
(4 pc/sq ft)
6" x 6"



F4040
Field
(9 pc/sq ft)
4" x 4"

F4065
Field
(5.5 pc/sq ft)
4" x 6.5"

F4080
Field
(4.5 pc/sq ft)
4" x 8"

F4090
Field
(4 pc/sq ft)
4" x 9"



FR6060
Rustic
(4 pc/sq ft)
6" x 6"

FR4040
Rustic

FFR4040
Framed Field
(9 pc/sq ft)
4" x 4"

FFR2080
Framed Field
(9 pc/sq ft)
2" x 8.25"



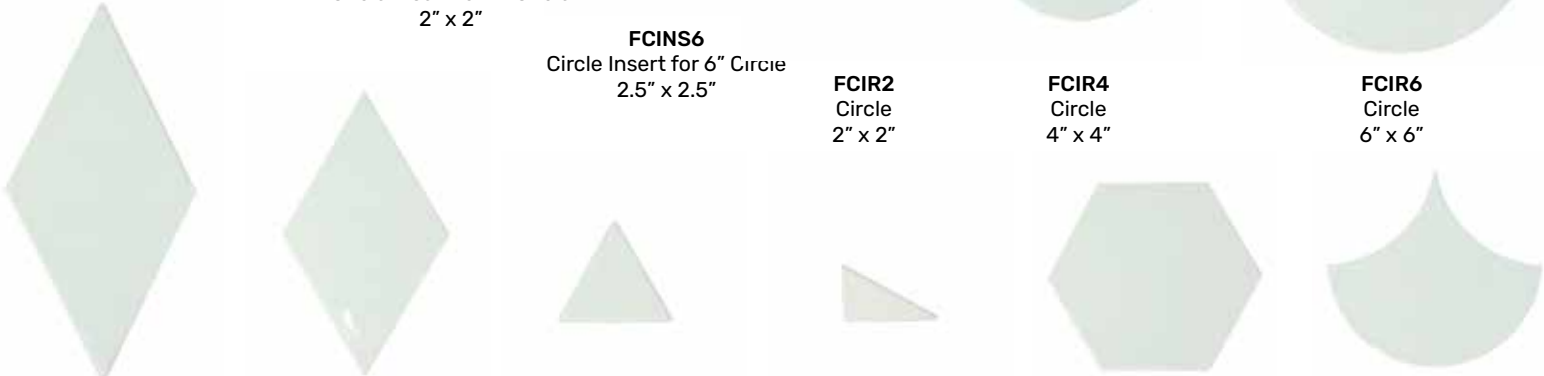
FCINS4
Circle Insert for 4" Circle
2" x 2"

FCINS6
Circle Insert for 6" Circle
2.5" x 2.5"

FCIR2
Circle
2" x 2"

FCIR4
Circle
4" x 4"

FCIR6
Circle
6" x 6"



FDIA48
Diamond
(9 pc/sq ft)
4" x 8"

FDIA36
Diamond
(16 pc/sq ft)
3" x 6"

FT2
Triangle
(67 pc/sq ft)
2" x 2.25"
Mesh Mount Available

FT2H
Triangle Half
2" x 1"

FHX
Hexagon
(13 pc/sq ft)
4" x 4"

FT45
Tear Drop
4" x 4.5"



FPH3060
Half Pillow
(8 pc/sq ft)
3" x 6"

FP3030
Pillow
(16 pc/sq ft)
3" x 3"

FP3060
Pillow
(8 pc/sq ft)
3" x 6"

FP4040
Pillow
(9 pc/sq ft)
4" x 4"

FP6060
Pillow
(4 pc/sq ft)
6" x 6"



FB2040
Beveled Field
(18 pc/sq ft)
2" x 4"

FB2060
Beveled Field
(12 pc/sq ft)
2" x 6"

FBD3050
Beveled Rhomboid
(10 pc/sq ft)
3" x 4.75"


FBH
Beveled Hex
(19 pc/sq ft)
3" x 3.5"

FS2080
Silla
(9 pc/sq ft)
2" x 8"



NEED A CUSTOM SHAPE?
WE CAN CREATE IT!





S74 Satin Blush
Satin • V1

S74 Satin Blush
Satin • V1

S74 Satin Blush
Satin • V1

S74 Satin Blush
Satin • V1

S65 Satin Rust
Satin • V2

S55 Satin Black
Satin • V1



S45 Satin Taupe
Satin • V1


S40 Satin Chocolate
Satin • V1

S20 Satin Camo
Satin • V1

S28 Satin Wasabi
Satin • V1

S21 Satin Forest
Satin • V1

S22 Satin Royal Peacock
Satin • V1



S03 French Vanilla
Satin • V1

S02 Satin Cashmere
Satin • V1

S01 Satin Bright White
Satin • V1

T01 Bright White
Glossy • V1

ME0190 Arctic White
Glossy • V1

O35 Trace
Opaque • V1



T55 Nimbus
Glossy • V3

T56 Gray Ice
Glossy • V3

O54 Shadow
Opaque • V1

O53 Tip Toe
Opaque • V1

C07 White Wash Crackle
Crackle • V3

T08 Biscuit
Glossy • V2



C47 Twig Crackle
Crackle • V4

T54 Beluga Gloss
Glossy • V4

T09 Joshua Sand • V2

T03 French Vanilla
Glossy • V2

T04 Parchment
Glossy • V4

T02 Cashmere
Glossy • V2



T51 Fog
Glossy • V4

T54 Silver
Glossy • V3

O26 Hush
Opaque • V1

T30 Mist
Glossy • V3

T31 Dew Drop
Glossy • V3

T35 Laurel Lake
Glossy • V3



T43 Deep Taupe
Glossy • V3

T42 Semi Sweet
Glossy • V3

T41 Cocoa
Glossy • V3

T14 Camel
Glossy • V2

T12 Chablis
Glossy • V2

T15 Buttercup
Glossy • V2



T67 Goldfish
Glossy • V2

T66 Tangerine
Glossy • V2

T61 Redwood
Glossy • V2

T63 Poppy
Glossy • V2

C65 Orchard Crackle
Crackle • V3

T70 Ballet
Glossy • V2



ME951 Black Gloss
Glossy • V1


T53 Flashlight Black
Glossy • V2

T52 Avenue Grey
Glossy • V4

T25 Storm
Glossy • V3

T34 Navy
Glossy • V3

T32 Blue Jean
Glossy • V3



T37 Cobalt
Glossy • V3

T33 Atlantic
Glossy • V3

C64 Plum Crackle
Crackle • V4

T73 Lapis
Glossy • V3

T72 Violet
Glossy • V3

T71 Lavender
Glossy • V3



T38 Barbados
Glossy • V3

T39 Turquoise
Glossy • V3

T23 Seaport Green
Glossy • V3

T24 Juniper
Glossy • V3

T20 Emerald
Glossy • V3

T36 Lagoon
Glossy • V3



T29 Dublin
Glossy • V4

T26 Kelly Green
Glossy • V3

C25 Kiwi Crackle
Crackle • V2

T27 Sweet Pea
Glossy • V2

T21 Eucalyptus
Glossy • V2

T22 Olive
Glossy • V2



THIN BRICK + GLAZES

Suitable for interior and exterior use, our 5/8" thick,
Glazed Brick has endless appeal and is available in 8 colors.
glazed edges available



B2075
Glazed Brick
8pc / sq ft • 2.25" x 7.5"
Quick Ship Item!

Glazed Brick Edges
B20752 for 2" edge
B20757 for 7.5" edge



B0190 Brick Arctic White
Opaque • V3



BS01 Satin Bright White
Satin • V2



B951 Brick Black Gloss
Glossy • V2



BS55 Brick Satin Black
Satin • V2



B20 Emerald Green
Glossy • V3



B33 Brick Atlantic
Glossy • V3



B32 Blue Jean
Glossy • V3



B54 Brick Navy
Glossy • V3




FAQ + HELPFUL TILE INFO

**Tell me about
Variation &
Handcrafted
Characteristics!**

While industrial tile-making stresses the reproduction of tiles with glazes so consistent that one tile is virtually indistinguishable from another, creating artisan tiles (while still striving for a certain amount of consistency) celebrates the natural properties and the unpredictable nature of the clay and the glaze. Shape, texture, color, and size variation are inherent characteristics of handcrafted tile. Once properly installed, the beauty of this handcrafted tile is enhanced by such variation.

Shade variation is inherent in all tile products, including man-made tiles such as porcelain, glass & ceramic. Shade and texture will vary significantly from piece to piece to within production runs. V1 shade variation has little or no change from piece to piece where a V4 will have a large variety of color and/or texture changes. Prior to any installation, a range of tiles should be approved by the customer. No claims for shade or texture variation will be honored after installation.



Please note shades of color are seen differently on computer monitors and in print, therefore we always highly recommend customers should order a sample before making a final selection or purchase.

**How long is the
lead time?**

Red Rock offers a selection of convenient **Quick Ship** designs, available in a plethora of colors, that are shipped in two weeks. Our made-to-order tile lead times are subject to change, but usually ship from the tileworks within four to six weeks. Also, match and custom orders require longer lead times. Please note, cancellations are not allowed once orders have been glazed.

Need it faster? Give us a call and see what our current lead time is and we can walk you through the options.

**Do you require an
order minimum?**

At this time, Red Rock does not require any tile order minimums. So, whether your project is large or small, we're ready to tackle it and get our hands dirty.

**How much tile
should I order?**

Every project is different, so it's hard to say! However, we have a wide network of tile showroom partners that are eager to help you calculate and our team is only ever an email or call away. No matter the size of your project, **we always recommend ordering an overage of 10%.**

**What if I didn't
order enough tile?**

Fret not, we keep "pick ups" (variation samples from each order) on hand for up to three months. So, depending on your needs, we can pull from those samples.

**What if I want
a custom color
or shape?**

One of the benefits of handmade tile is we can accommodate custom orders with ease! We love collaborating with clients of all sizes to realize their perfect tile. Send us an email or give us a call - we can't wait to see what we can make together!

Crackle Glazes

Because crackle glazes are prone to absorbing stains, crackle glaze tile should not be used as kitchen counter surfaces. Any installation of crackle glaze tile should be sealed with a penetrating sealer prior to grouting. In areas that experience regular moisture, such as showers, resealing crackle glazes is a necessary maintenance procedure. This procedure does not affect the quality or appearance of the tile surface. Please note that unsealed crackle tile will stain.

**Continued
Care & Cleaning
Recommendations**

Ceramic tile is a relatively maintenance-free product that requires little continuing care beyond regular cleaning. Most cleaning can be done with a damp cloth and a gentle non-acidic soap. More resistant staining such as calcium spotting and soap scum can be handled using specially designed cleaning products such as Miracle Sealants Mira Clean I product. Other manufacturers such as Stone Tech also offer products specially formulated for ceramic tile care. Take care to avoid "over the counter" ceramic tile cleaners that contain phosphoric and glycolic acids that could etch some ceramic tile surfaces.

FOR MORE INFORMATION VISIT [REDROCKTILEWORKS.COM](https://www.redrocktileworks.com)





sales@redrocktileworks.com
PHONE: 888-348-TILE



 @redrocktileworks
 redrocktile

www.REDROCKTILEWORKS.com